

# Do Not Grow Weary

# TEACHING CHILDREN

# God's Word

And let us not grow weary while doing good, for in due season we shall reap if we do not lose heart.

Galatians 6:9



# Why We Teach Children



**We want them to realize their NEED for GOD.**

**We want them to grow up and have a “personal” relationship with the ALMIGHTY.**

**We want them to appreciate GRACE and FORGIVENESS.**

**We want them to SERVE the LORD whole-heartedly.**

**We want them to ACTIVELY work for the LORD.**

**We want them to KNOW they are valuable and GOD has a PLAN for them.**

**We want them to know they are NOT alone, even when they have to STAND alone.**

**We want them to spend eternity in HEAVEN.**

**for in due season we shall reap if we do not lose heart. Galatians**

**6:9**

# What Makes A Good Teacher

**Conviction** concerning God and His Word.

Realizing Teaching is a **GOOD WORK!**

**Dedication!**

**Knowledge** of the Scriptures.

Awareness of the **value of the soul.**

**Faith in God's power** to transform lives.

**Enthusiasm** for the **work** of teaching.

**Willingness to grow.**



**FOR IN DUE SEASON WE SHALL REAP IF WE DO NOT LOSE HEART. GALATIANS 6:9**

# Teacher's Responsibilities

Prepare, Prepare, Prepare!

Pray

Study your lesson

*Make SURE to use your BIBLE!!!*

Plan Your Bible lesson—

*Know WHAT you want the students to know!*

*Who? What? When? Where? Why? & How does it effect us?*

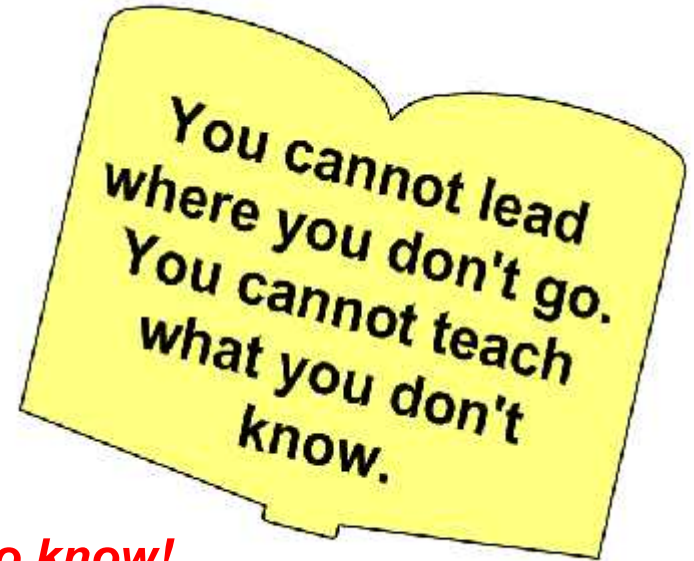
Prepare To Teach

*Gather any supplies needed for lesson.*

Choose your method of presentation.

*Story Telling, Discussion or Dramatization*

Plan & Practice your teaching procedure.



**FOR IN DUE SEASON WE SHALL REAP IF WE DO NOT LOSE HEART. GALATIANS 6:9**



# My Lesson Plans



5 mins  
Welcome

7 mins  
Songs/  
Activities

10 mins.  
Bible  
Story

8 min.  
Craft



5 mins  
Memory  
Work

5 mins.  
Games/  
Activity

5 mins.  
Devotional  
Goodbye

Notes

Welcome Songs #	Prayer (book)	Noah's Builders Ark from	
Attendance Chart	Bible Review Songs #	Cooper word	Popicle stick ark
Welcome Songs #	Prayer (book)	Noah + Animals	make a mask (Animal)
Attendance charts	Bible Review Songs #		
Welcome Songs #	Prayer (book)	Rain Begins	
Attendance Charts	Bible Review Songs #	Raindrops	of Toys
Welcome Songs #	Prayer (book)	Raven + Dove	make a dove
Attendance Charts	Bible Review Songs #	Story	music things
Welcome Songs #	Prayer (book)	Rainbow	make
Attendance Charts	Bible Review Songs #	Story	TISSUE PAPER
			

MV	Add "Cooper" wood to Classroom	Hugs	Bring Camera!
Books of OT. Chain	ARK 	Good Bye Songs #	
MV	Let children get in Ark	Hugs	
Books of OT. Chain	TAKE PICTURE!	Good Bye Songs #	
MV	Play Ark game	Hugs	
Books of OT. Chain		Good Bye Songs	Ark game from Fisher Price ARK
MV	Ark Review game	Hugs	
Books of OT. Chain		Good Bye Songs	
MV	Play #	Hugs	
Books of OT. Chain	Rainbow game	Good Bye Songs	Rainbow Streamers

# Atmosphere is Important

**Make Your Room a Happy Place.**

**With Your Words!**

Emphasize the Positive

Praise Your Students/Give Credit for Good Effort

Express Confidence in Students Abilities

**Get To Know Your Students & Their Family.**

**Let Your Students Know You Love Them.**



for in due season we shall reap if we do not lose heart. Galatians

6:9

# Atmosphere is Important

## Make Your Room a Happy Place

### With Your Actions!

Show Your Students You're Happy **THEY'RE** in Your Class.

Children Respond to Affection.

Show Your Students You Love Teaching.



**Follow Through With Your Promises.**

**Keep Expectations and Boundaries Clearly Established. Be CONSISTENT!!**

for in due season we shall reap if we do not lose heart. Galatians

# Atmosphere is Important

## Communication with Parents is Key!

Let Parents Know You Are the Teacher

Let Parents Know of Changes

Let Parents Know Your Desires & Expectations

## Ways of Keeping Parents Informed:

*One on One Chat*

*Via Letter*

*"In The Classroom Conference"*

*Show New / Share Past Material*

*Show Parents On-Going Projects*

*Weekly Newsletter*

for in due season we shall reap if we do not lose heart. Galatians






# Bible Class News & Notes

January 25, 2009



## Exploring Bible History...



Just three weeks until we start our new material. I am getting very excited. These kiddos are so bright I know they will benefit from the Exploring Bible History curriculum.

Remember, we will be using the exploration method of learning. We will be learning the WHO? WHAT? WHEN? WHERE? WHY? and HOW does this affect us? with each Bible story we learn.

Please make time to review the lessons with your child each week. "The Bible is our 'text book.'" By reviewing the lesson you can make sure your child truly understood the story and application.

Thanks again for allowing me to teach your child.

We are continuing in the series

**ABC, Lord I Believe!**

In this series of lessons we look at a creature God created and learn a lesson that is applicable to us.

We only have three more lessons

## Parents Please...

★ **Help Your Child Memorize This Weeks Memory Verse.**

*"O Lord, You have searched me and know me."  
Psalm 139:1*

★ **Spend time saying the books of the Old Testament with your Child.**

★ **Read the Bible with your Child**

★ **Pray with & for your Child.**

Give your child a NEW chore this week.  
Teach them Responsibility.  
Make sure to praise a job well done.

## What we learned in Class Today...

Today we learned about a very small creature God created. It is called a X-ray fish! It is truly an amazing little creature. You can see right through them. You can see their skeleton right through their skin. They are translucent.



We then learned how God is able to see right through us. He knows everything about us. He knows what we like and don't like. He knows what we are doing and thinking. He knows how we are feeling: happy or sad, mad or lonely, etc. He even knows if we are sitting or standing. He knows where we are at every moment of every minute of every day. He even knows what we are going to say before we say it. Amazingly, God even knows how many hairs are on our head Matt. 10:30. God knows every little detail about us.

The bible teaches that God searches us and knows us. Therefore, we must be living right!!! We must follow God's commands and do what He wants us to do.

*"O LORD, You have searched me, and know me."  
Psalm 139:1*

## Keeping You Informed

### If Your Child is Absent

If your child has to be absent from class and you would like to get the lessons missed, please see me. I normally have extra copies of the activity, memory verse and newsletter.

### Attendance

We are now taking attendance during Bible class. So please do your best to get your children here on time. I only have 45 minutes...and we have a lot to accomplish during these precious 45 minutes.



### Can I Ask a Favor?

If any of you use powder laundry soap please save the scoops. I will be using the scoops in the future for Egyptian Chariots. Thanks a bunch. RLD



### Another "Crazy" Request

If your family eats Pringles can you please save the containers. We will be using them in the next few months. Thanks a bunch. RLD



**I LOVE doing a newsletter.**

**It lets me communicate to all my parents at the same time!!**

# The Bible is Our Text Book

Children Need To Know Their Bible

Teach Them The Layout of their Bible

TEACH  
CHILDREN  
HOW  
TO  
USE  
THE  
BIBLE

66 Books

2 Testaments

39 Books in Old Testament

27 Books in New Testament

Divisions

Law, History, Poetry, M Prophets, m Prophets,  
Gospels, History, Epistles, Prophecy

Maps

Favorite Story?

Memory Verses —highlight them!

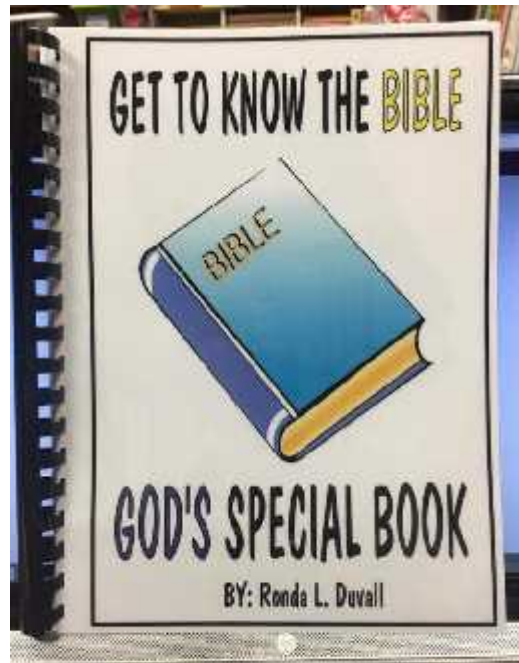
★ As a Teacher/Parent, Study Your Bible At Home!

Let your students and children know what you are studying.

for in due season we shall reap if we do not lose heart. Galatians







**RHYMING BOOK**



**THEMES BOOKS**

**RAP OR RHYME**



**FUN WAYS TO**

**Encourage Children To Get To**

**“KNOW”**

**The BIBLE.**



**BIBLE FACTS LAP BOOK**



**MINI BIBLE “BOOKS”**



# Choosing a Good Curriculum

## #1 True and Accurate Account of Bible Story

Visuals

Memory Work

Bible Drills

Songs

Time Lines

Maps—Geography Work

Application of Bible Story

Review System---before the 13<sup>th</sup> Lesson!!

Crafts/Activities



TRY THE EXPLORATIVE METHOD



# Do You KNOW?

**Who** was in the story?

**What** happened in the story?

**When** in time did the story take place?

**Where** did the story happen?

**Where** in the Bible do we find the story?

**Why** did the events happen?

**How** does the story effect us?

The poster is titled "Do you KNOW?" in large, stylized red letters at the top. It features a grid of questions and answers, each with a small illustration. The questions are: "Who?", "What?", "When?", "Where?", "Where?", "Why?", and "How?". The answers are: "God, Jesus, Holy Spirit", "God Made Everything! God spoke things into existence! God's creation was earthly!", "Before Time Began Beginning", "God created the Earth!", "Old Testament Genesis", "Everything God made was good. God had a plan for man. God loved His creation. God showed His mercy!", and "I am God's Creation. God has a plan for me. Recognize God's awesome power." The poster is decorated with various Bible-related icons and text, including "Bible Explorers", "Exploring the World", "of God!", "We are", "Bible Exp", "of God!", "We are", "Bible Explorers", and "Exploring the World".

# Building a Reference Library

- Bible Dictionary & Encyclopedia
- Bible Atlas
- Scripture Concordance
- Harmony/Parallel Study of Gospels
- History of the Bible – How we got the Bible
- Commentaries
- Thayer's Greek-English Lexicon
- The Bible Visual Resource Book for the Do-It-Yourself Bible Scholars

**THE BIBLE  
IS YOUR  
TEXTBOOK!!**



# Stages of Learning

Possible to have students at various levels. Always work to fulfill their needs.

**NOVICE:** Has a beginning awareness of the Bible & its importance. Often has misconceptions & erroneous ideas regarding the Bible and God.

**(Visitors and New Converts Children---don't embarrass them for their misunderstanding.)**

**ADVANCE BEGINNER:** Has marginal Bible learning.

**(Young children who come often and have a beginning knowledge.)**

**COMPETENT:** Has had good exposure to a number of Biblical subjects.

**(Regular Attendees of Bible Classes, Worship Services, Home Studies, VBS, etc.)**

**PROFICIENT:** Bible knowledge is internalized and they can apply their

knowledge to a variety of situations. **(Consistent Attendee and Begins applying things learned to various situations in their life.)**

**EXPERT:** Life is altered by knowledge learned. Should be the goal of all Bible students. **(What they've learned changes their life!)**



for in due season we shall reap if we do not lose heart. Galatians

# The Teaching Process

## Stimulate students thinking

*You want them to apply what they learn.*



## Stimulate students desire of inquiry

*You want them to ask questions about what they've learned.*

*Who? What? When? Where? Why? & How does it effect us?*

## Stimulate students to work—HANDS On Approach!!

*You Guide and Assist them with their Bible Learning.*

*The more they “DO” the more they will learn. Get them active!*

**Use Every Minute of Bible Class As A Teaching Opportunity**

**for in due season we shall reap if we do not lose heart. Galatians**



# THE TEACHING PROCESS



Try **UNIQUE** ways to tell the story...**REMEMBER** these are **MORE** than **STORIES**....They are **REAL EVENTS**!

**Stimulate students thinking. Stimulate students desire of inquiry. Stimulate students to work .**

# Keeping The Student's Interest

**Distractions = Loss of Teaching Time & Attention**

Avoid The 4 **“D's”**

- **D**iscomfort
- **D**isturbance
- **D**istractions
- **D**isinterest



**Sometimes Change Is Good!!!**

for in due season we shall reap if we do not lose heart. Galatians

# Setting Up Your Room

- Doors that Welcome Students





# Doors Do NOT Have to be Elaborate, Just Inviting!

Make sure to have the  
age group listed on or  
near the door.



# Setting Up Your Room

- Doors that Welcome Students
- Bulletin Boards



for in due season we shall reap if we do not lose heart. Galatians



**Bulletin Boards:**

**Don't need  
"Bulletin Boards."  
Use the blank wall.**



**Are WONDERFUL  
Teaching Tools.**



**Perfect Visual  
Reminders.**

**Great for Review!**



# Setting Up Your Room

- Doors that Welcome Students
- Bulletin Boards
- Time Lines & Maps



for in due season we shall reap if we do not lose heart. Galatians




**TIME LINES & MAPS**  
**Exciting**  
**And**  
**Interactive!!**



# Setting Up Your Room

- Doors that Welcome Students
- Bulletin Boards
- Time Lines & Maps
- Memory Verse Display



for in due season we shall reap if we do not lose heart. Galatians





**Memory Verses  
are  
IMPORTANT!**




**Find Ways to  
MOTIVATE  
children  
to Memorize  
the  
Verses.**




# Setting Up Your Room

- Doors that Welcome Students
- Bulletin Boards
- Time Lines & Maps
- Memory Verse Display
- Flip Charts





for in due season we shall reap if we do not lose heart. Galatians





**FLIP**

**CHARTS**



**LOTS OF INFORMATION ON ONE LITTLE CHART!**



# Setting Up Your Room

- Doors that Welcome Students
- Bulletin Boards
- Time Lines & Maps
- Hot Spots for Teaching
- Memory Verse Display
- Flip Charts
- Attendance Charts



for in due season we shall reap if we do not lose heart. Galatians



**"WE WANT TO BE CAUGHT IN BIBLE CLASS"**



**"SNOW GLAD YOU ARE HERE"**



**"GROWING IN KNOWLEDGE.  
BLOOMING IN UNDERSTANDING"**

**Use  
Attendance  
Charts  
to  
ENCOURAGE  
YOUR  
KIDDOS!**



**Attendance  
Charts  
Do  
NOT  
Have  
To be  
BORING!!!**



**"WE'RE ON THE BALL IN BIBLE CLASS"**



**"WE LOVE BEING IN BIBLE CLASS!"**



**"STAY ON THE RIGHT TRACK.  
ATTEND BIBLE CLASS"**





"FALL IN FOR BIBLE CLASS"



"POP ON IN TO BIBLE CLASS"



"IT'S TWEET TO BE IN BIBLE CLASS"



"BUZZ, HOP OR LEAP ON IN TO BIBLE CLASS"



"WE LOVE TO BEING IN BIBLE CLASS"

**THINK: MOTIVATING & ENCOURAGING!**

# Setting Up Your Room

- Doors that Welcome Students
- Bulletin Boards
- Time Lines & Maps
- Memory Verse Display
- Flip Charts
- Attendance Charts
- Ceilings



for in due season we shall reap if we do not lose heart. Galatians





**Areas that are High Up On the Wall and Ceilings are USEFUL!  
Use Every AREA Possible!!**

# Setting Up Your Room

- Doors that Welcome Students
- Bulletin Boards
- Time Lines & Maps
- Memory Verse Display
- Flip Charts
- Attendance Charts
- Ceilings
- Useless Space/Hot Spots For Teaching



for in due season we shall reap if we do not lose heart. Galatians

# Useless Space Put To GOOD Use!

Small Chart next to door...HOLDS pictures of Bible Characters...We quickly review OLD or NEW Testament Characters while waiting on parents to arrive.



This Classroom has a BEAM in the center of the room. USELESS SPACE PUT TO USE!!!!



Lower area on the wall became a great place for the KIDDOS to Review the Books of the Bible!!!

# Types of Visuals



**Projected Visuals** (IPAD, Computer)

**Table Top Visuals** (Flannel Graphs, Paper Dolls, Pictures, Posters, Charts, Dioramas, Magnetics, etc.)

**3D Objects** (Build It.—great for dramatizations)

**Manipulatives** (Globes, sling, rocks, ark, sheep, etc.)

**Illustrations** (Chalkboard or White board.)

Visuals should be eye catching and attention keeping.

**Make visuals colorful.**

**Make visual interactive.**


**Make visual have a purpose!!**



for in due season we shall reap if we do not lose heart. Galatians



# Visuals Aids Are IMPORTANT!



Helps keep the attention of students.

Tell more of the Bible story in less time.

Makes better presentation/communication.

Forces teacher's preparation.

Helps students learn.

WE RETAIN  
65%  
OF WHAT WE  
SEE & HEAR  
AT THE SAME TIME.

Helps students retention of material taught.

for in due season we shall reap if we do not lose heart. Galatians

# Visuals Come in ALL



**shapes  
&  
sizes.**



**But, You need  
to Plan Ahead.**





**Creation Circles---Many Uses  
Golden Calf---from a trophy  
Whale from a Water/Milk Jug  
Small Plastic Boat---blue sheet  
Model of the Tabernacle**

**Paper Mache Ten Commandments**

**Silver Cup**

**Books**

**Manger/Doll**



**If you Can't Find a Visual---MAKE ONE!!**

**Limited Space????  
Think UP!!! LEVELS!!!  
MADE FROM BOXES!**







**Kids Table Turned Bible Land Map**



**Packing Material Turned Tower of Babel**



**Rolling Pins Turned into a Scroll**



**[www.makingfriends.com](http://www.makingfriends.com)**







**Noah's Ark--Perfect for Young Ones.**



**Wooden BLOCKS used to build the city of Jerusalem. Being displayed during lesson on Judah being taken into captivity by Babylon. The captives are even lined up and being "marched" off towards Babylon.**



**Visuals for TEEN GIRL'S Class**

**Turn “FREE” items into VISUALS.**



**This was offered “FREE” to the first taker on FB.**





# Toys Can Be Visuals




Some TOYS are perfect 3D Visuals.

TOYS are MADE to be touched by Children!

**Be sure the TOY will aid your teaching.**

The TOY must have a **PURPOSE.**



**TOYS ARE NOT TO “MAKE UP” FOR A LACK OF PREPARATION!**



# Toys Can Be Beneficial



But NEVER let them **ROB** you of Precious Teaching Time.



# Move Beyond Lesson Books!

**Lesson Books Are Not Always Effective.**

Use your lesson book as a **BEGINNING POINT...**

**Always ask...**

**“How can I IMPROVE this lesson.”**



10%  
OF WHAT  
WE READ.

**“What MORE can I do.”**

20% OF  
WHAT WE HEAR.

**“How can I MAKE this lesson REAL for the children.”**

30% OF WHAT WE SEE.

65% OF WHAT WE SEE AND HEAR.

90% OF WHAT WE DO!

***“Fill in the BLANKS...often lead to BLANKS unfilled.”*** ---rld.

**for in due season we shall reap if we do not lose heart. Galatians**




















# LAPBOOKS



# L A P B O O K S





The Teen Girls LOVED “doing”  
during Bible Class.

They were excited not to  
have to just “fill in the  
blanks.”



# Review, Review, Review!!!!



## Reviewing is Important

We **remember** best what is **repeated often**.

**Reviewing** helps **determine** what students have learned.

It's a great **way to check** the student's **understanding** of a past subject.

Reviewing **helps correct** misunderstandings.

**Review often!!**



for in due season we shall reap if we do not lose heart. Galatians





**It is easy to MAKE  
REVIEW TIME  
EXCITING!!!**










**SCORE!!!**

**When REVIEW GAMES  
Serve As a Visual Aid!!**







**TIME LINE  
STACK**



**GOD IS...  
MATCH**



**DAYS OF  
CREATION**

**REVIEW BUCKETS**  
Turn Those  
Review Games  
into EAA!

Independent/group.  
Great for "Centers"  
Great for TAKE HOME  
Great for Review!!!



**BIBLE CHAIN**



**JUDGES**



**JACOB'S SONS**



**FRUIT OF THE SPIRIT  
ONE OF EPH. 4**



**DIVISIONS OF BIBLE  
ARMOR OF GOD  
WORDS TO KNOW**



**PLAGUES**

# Basic Art, Craft & Activities Supply List

- Sharpened Pencils
- Crayons
- Colored Pencils
- Markers (large point and fine point)
- Chalk
- Construction Paper (Various Colors)
- Printer/Copier Paper
- Lined Notebook Paper
- Card Stock
- 3x5, 4x6 cards.
- File Folders
- Glue (Stick, white, multi-use, low-temp glue gun.)
- Stapler w/staples
- Brads



# Basic Art, Craft & Activities Supply List

- Self Adhesive Velcro (dots, strips, squares)
- Scissors
- Hole Punches
- Ruler
- Pom-Pom Balls
- Buttons, beads, sequins, beans, etc.
- Glitter
- Felt (Various Colors)
- Yarn (Various Colors)
- Chenille Sticks (Pipe Cleaner)
- Craft Sticks (Popsicle sticks)
- Paper Bags
- Paper Plates
- Paper Cups





# Basic Art, Craft & Activities Supply List

- Straws
- Poster Board
- Tissue Paper
- Envelopes
- Clothes Pins
- Wire Coat Hangers
- Fishing Line
- Pringles Cans
- Tissue Paper Tubes



- Paper Towel Tubes
- Various Sizes of Boxes
- Zip Loc Style Baggies
- Shower Curtain Rings
- Silver Binder Rings.
- Variety of Stickers
- Magnets & Magnetic Sheets

# 10 + 1 Valuable Items for Teachers

#1 Laminator!!!!!!!

#2 Paper Slicer

#3 Pastel Chalks

#4 Digital Camera

#5 Decorative Scissors

#6 Sharpie Markers

#7 Hole punch

#8 Biblical Clip Art\*

#9 Sticker Maker

#10 Command Hook

#11 Velcro Dots



# Bible Clip Art Resources



<http://www.ledor-vador.org/images/characters-big/>

<http://www.phillipmartin.info/>



<http://freebibleimages.org/stories/?search=bible+characters>

<http://creationtorevelation.com/>



[http://clipart.christiansunite.com/Bible\\_Characters\\_Clipart/](http://clipart.christiansunite.com/Bible_Characters_Clipart/)

<http://www.mylittlehouse.org/the-life-of-jesus.html>





# Ronda's 3 "R's"

**Recycle, Reuse, Repurpose.**

**Always ask...**

**"Could I possibly use 'this' for a Visual Aid?"**

**"Could 'this' become a craft/activity project?"**

**"Could I transform 'this' into a resource?"**

**"Could I make 'this' into a 'game'?"**

**"Could 'this' benefit another teacher?"**



**Turn TRASH into TREASURES!!!**



Plastic Eggs  
Become

10 Plagues  
Review  
Game.



Packing Material  
turned Tower of  
Babel



Picture  
Frame  
Turned  
Time Line  
Game.

Balloons Turned "Red Sea."



Soap  
Scoop  
Becomes  
a Chariot







**Yardstick Turned Golden Rule Reminder.**



**Water Jug Turned Whale.  
Sock Turned Jonah.**



**CD'S Turned Bible Books Review.**

**Tube Turned Torch.**



**Milk Carton Becomes House.**



**Coffee Cans become the Tower of Babel**





**Puff Containers Turned  
Sons of Jacob**



**Milk  
Caps  
become  
BOOKS  
of the  
BIBLE  
REVIEW  
"GAME."**



**Kid's  
Meal  
Toy  
Turned  
Plan Of Salvation  
Review Cube**



**Wipes Lids Turned  
Question/Answer Review Game**



**Make it ONCE use  
it for several stories.**



**USED AS A WELL**



**A  
L  
T  
A  
R**



**PAPER BAG  
"ROCKS"**

**STONES OF JORDAN**



**G  
I  
L  
G  
A  
L**






**What Do You  
Think Could Be  
made from these  
items?**





# Challenge Your Students

Give Them Opportunities to **STRETCH** their Learning.



Who is the Holy Spirit?

Scripture Reading \_\_\_\_\_

Sermon Title \_\_\_\_\_

Scripture Reading \_\_\_\_\_

YES	NO	YES	NO
JESUS	HEAVEN	HEAVEN	HEAVEN
SALVATION	GOOD	TRUTH	TRUTH
LOVE	CHRISTIAN	FAITH	FAITH

When the preacher says a name of a book of the Bible, circle it.

When the preacher says a name of a book of the Bible, circle it.

I Learned:

Who said what?

Who is the Holy Spirit?

When the preacher says a name of a book of the Bible, circle it.

When the preacher says a name of a book of the Bible, circle it.

**DO THINGS TO SPUR HIGHER UNDERSTANDING**

# We **MUST** not Grow Weary in Teaching Children...

We are Teaching the **MOST** important **SUBJECT**  
children will ever be taught.

Teaching Bible Class is an **Honor**.

Teaching Children is a **Blessing**.

It's a Perfect **Good Work** for Women.

We are **Touching Lives** of Little Ones  
and **Affecting** Their **Eternity**.



**for in due season we shall  
reap if we do not lose heart.**

**Galatians 6:9**



# Let's Have Some Fun!

## MEMORIZING Psalms 23



Lessons:

King David

Psalms

Good Shepherd

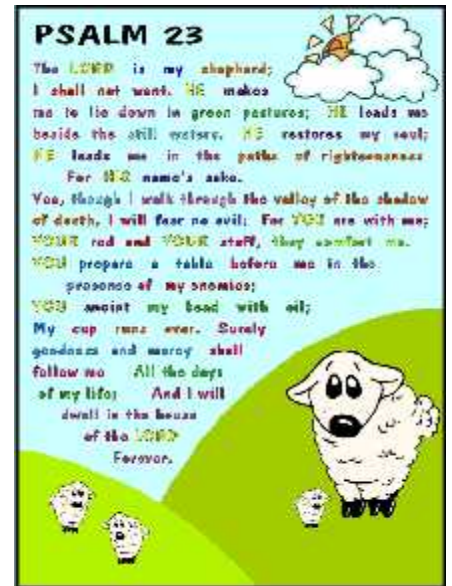
Comfort

Trust

Fruit of Spirit



COLOR CODED BOOK



FLIP CHART



# Let's Have Some Fun!

## **Psalms 23**

### **BEADS**

-  **WHITE** --- The Lord is my shepherd; I will not want.
-  **GREEN** --- He makes me lie down in green pastures;
-  **BLUE** --- He leads me beside still waters.
-  **CLEAR** --- He restores my soul;
-  **TAN** --- He leads me in paths of righteousness for His name's sake.
-  **BLACK** --- Yea, though I walk through the valley of the shadow of death,
-  **HEART** --- I will fear no evil;
-  **WHITE** --- For you are with me;
-  **BROWN** --- Your rod and your staff they comfort me.
-  **X** --- You prepare a table before me
-  **GRAY** --- In the presence of my enemies;
-  **YELLOW** --- You anoint my head with oil;
-  **PURPLE** --- My cup runneth over.
-  **PEARL** --- Surely goodness and mercy shall follow me
-  **HAPPY** --- All the days of my life;
-  **GOLD** --- And I will dwell in the house of the Lord forever.



# ***LET'S HAVE SOME FUN!***

**Psalms 23**



**Giant Size Review Bracelet**

**Now included in our EAA Buckets!!**